

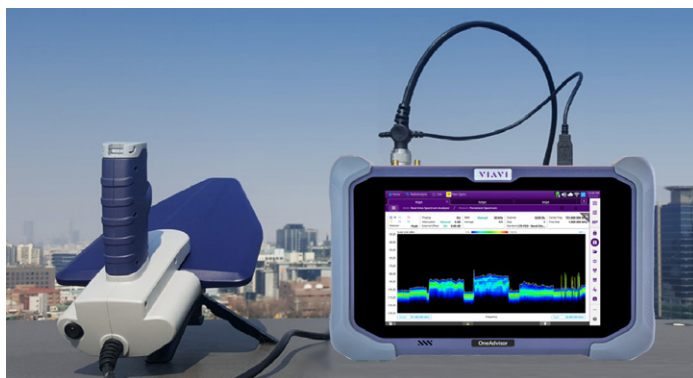
# VIAVI

## AntennaAdvisor Interference Finder

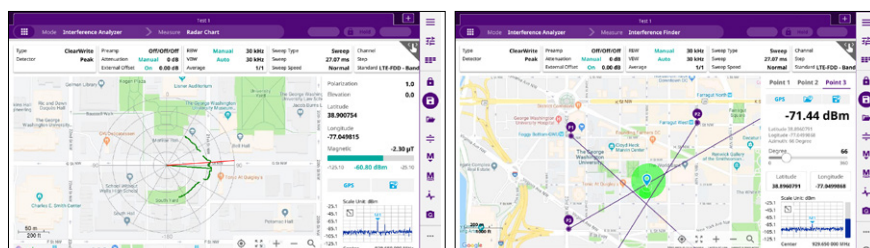
Quickly pinpoints RF interference

The AntennaAdvisor™ handheld component for CellAdvisor™, CellAdvisor 5G, and OneAdvisor 800 Wireless allows technicians of any skill level quickly find RF interference. The instrument automatically and dynamically creates intersection vectors based on three or more interference measurements. The result display includes the physical coordinates and a mapped location of the interferer.

CellAdvisor, CellAdvisor 5G, and OneAdvisor 800 also perform a radial signal strength test, interpolating consecutive measurements and indicating the direction from which the strongest interferer signal is received. This provides a complete profile of the signal's transmission, making signal-level comparisons automatically to dramatically speed the interference finding process.



AntennaAdvisor Connected to OneAdvisor 800



Radar Chart on CellAdvisor 5G

Interference Finder on CellAdvisor 5G

### Benefits

- Speeds finding interference
- Lightweight and highly portable
- Designed for seamless use with CellAdvisor™, CellAdvisor 5G, and OneAdvisor 800

### Features

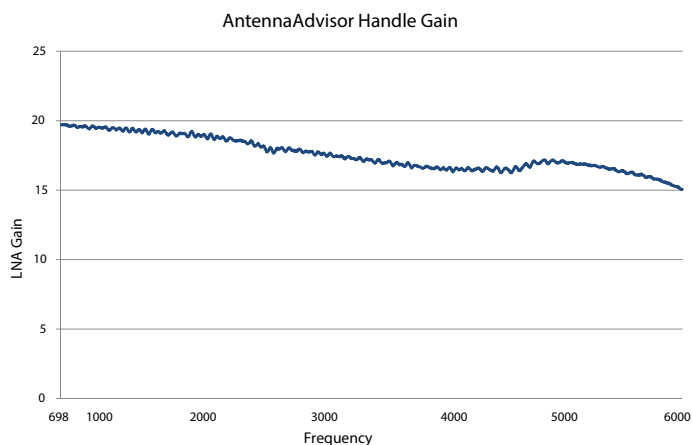
- Connect to CellAdvisor/CellAdvisor5G /OneAdvisor 800 via USB for RSSI and Radar Chart
- Built-in LNA, GPS antenna, and eCompass
- RSSI to check instantaneous power
- Radar chart to help locate strongest interference signal via localization
- Supports Interference Finder triangulation to estimate location of strongest signal
- Supports broadband log-periodic antenna up to 6 GHz
- Available multi-layer map, "Zoom-in/out"



AntennaAdvisor with broadband log periodic antenna

## Specifications

Parameter	
<b>Power Consumption</b>	
Preamplifier off	0.15 W (typical)
Preamplifier on	Max 0.6 W
<b>Preamplifier</b>	
Bandwidth	650 MHz to 6000 MHz
Gain	>15 dB (typical)



<b>Electronic Compass</b>	
Power	Powered from USB
Azimuth accuracy	4° RMS (typical) after initialization 6° RMS (typical) with polarization or elevation up to 60° after initialization

<b>Trigger Button</b>	
Single press	Manual interference detection
Long press	Continuous measurement in Radar Chart Compass calibration followed by pointing handle skywards
Power Button	Power button for LNA

<b>Interface</b>	
SMA	Connection port for broadband log periodic antenna
USB	USB cable terminated with a USB Type A female plug, 2.0 1.3 m
RF	Coax cable with Type-N male connector, 1.3 m

GPS	Coax cable with Type-SMA male connector, 1.3 m
-----	--

Parameter	
Tripod Mount	1/4 - 20 UNC x 7 mm

<b>Electromagnetic Compatibility</b>	
EMC	RoHS Directive: 2011/65/EU (CE Mark) EN61326-1:2013 Radiocomms Labeling (Electromagnetic Compatibility) Notice 2008

<b>Environmental Compatibility</b>	
RoHS Directive: 2011/65/EU (CE Mark) WEEE Directive: 2012/19/EU (WEEE Logo) MIL Order 39, 2006 (China RoHS) (China RoHS mark)	

<b>Environmental</b>	
Operating temperature	-20°C to 55°C
Maximum humidity	95% non-condensing
Shock	MIL-PRF-28800F Class 2

<b>Size and Weight</b>	
Weight	530 g
Dimension	210 x 105 x 180 mm

## Ordering Information

Description	Part Number
AntennaAdvisor Handle (requires interference analysis option 011 on CellAdvisor, S013 on CellAdvisor 5G, or ONA-SP-INTAN on OneAdvisor 800)	JD70050007

<b>Standard Accessory</b>	
Soft carrying case	

<b>Optional Accessory</b>	
RF log periodic antenna SMA(f), 650 MHz to 4000 MHz, 2.85 dBd (typical)	G700050366
RF log periodic antenna SMA(f), 650 MHz to 6000 MHz, 2.85 dBd (typical)	G700050367